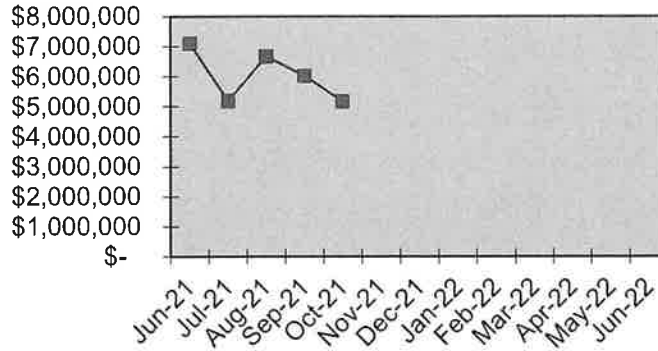


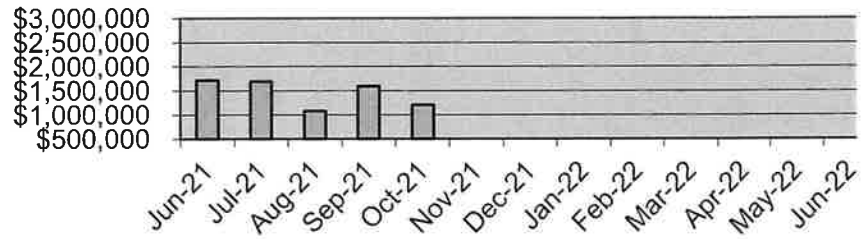
**River Valley School District
Board Financial Report
October 2021**

Month End Cash Balance	
	Actual
Jun-21	\$ 7,105,251
Jul-21	\$ 5,189,188
Aug-21	\$ 6,662,675
Sep-21	\$ 6,023,607
Oct-21	\$ 5,165,308
Nov-21	
Dec-21	
Jan-22	
Feb-22	
Mar-22	
Apr-22	
May-22	
Jun-22	
Checks	
	\$ Amount
Jun-21	\$ 1,716,455
Jul-21	\$ 1,693,499
Aug-21	\$ 1,077,674
Sep-21	\$ 1,588,259
Oct-21	\$ 1,207,495
Nov-21	
Dec-21	
Jan-22	
Feb-22	
Mar-22	
Apr-22	
May-22	
Jun-22	
Revenues	
	\$ Amount
Jun-21	\$ 1,760,526
Jul-21	\$ 347,812
Aug-21	\$ 2,880,702
Sep-21	\$ 1,069,568
Oct-21	\$ 1,151,993
Nov-21	
Dec-21	
Jan-22	
Feb-22	
Mar-22	
Apr-22	
May-22	
Jun-22	

Actual Cash Balance

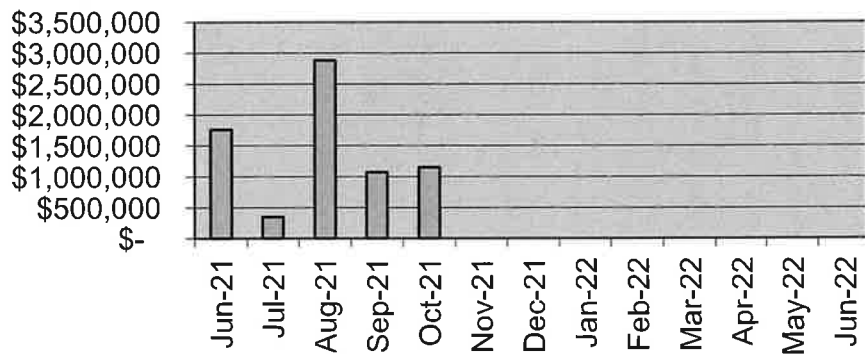


Check Disbursements



Month Ending

Revenues



October 2021

The Peoples Community Bank

Beginning Balance	\$ 4,865,144.84
ADD: Total Credits	\$ 1,151,993.25
LESS: Total Debits	\$ 1,413,148.06
	<u>\$ 4,603,990.03</u>

Local Government Investment Pool

#1 (general account)	\$ 561,317.72
#2 (fund 49 - building fund)	\$ 910,024.26
#3 (fund 39 - debt service)	\$ -
#4 (Misc. Project)	\$ -
Subtotal	<u>\$ 1,471,341.98</u>
<u>LESS: Short term loan</u>	<u>\$ -</u>
Ending Balance	<u><u>\$6,075,332.01</u></u>